Bearing seat - Cast to fit

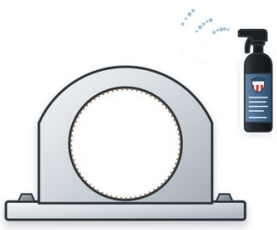



Bio Cleaner
remove & degrease

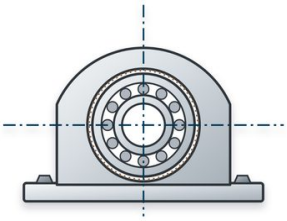

alignment





release agent





Super Metal Filler

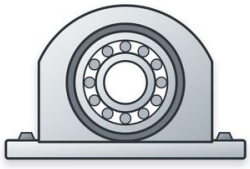



cure

Restores oversized bearing seats to proper fit and function.

1. Remove the old bearing and degrease the seat per SepcoTech surface preparation.

2. Ensure correct alignment, as normal standard mechanical procedure.

3. Apply a thin layer of Release Agent to the new bearing, allow five minutes to dry, then wipe clean until only a film remains.

4. Mix and apply an adequate layer of SepcoTech Super Metal Filler to the bearing seat and the bearing itself.

5. Position the bearing correctly in the seat and allow it to cure per the product's directions for use.

Note: All SepcoTech products are fully machinable after curing.

Includes AI generated images