Exhaust gas bellow repair

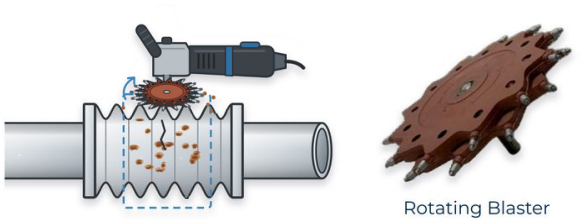



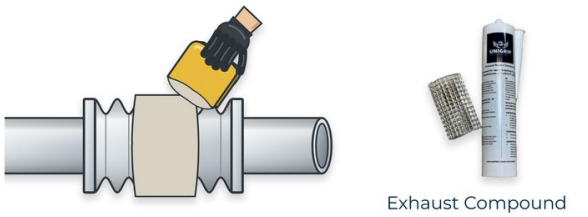





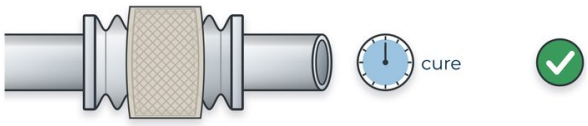

A temporary, field-applied repair for a leaking exhaust bellow - restoring a gas-tight seal until a replacement bellow can be fitted.

Immediate Bellow Repair is considered emergency repair. Using SepcoTech Exhaust Repair Compound the procedure secures the bellow against movement and packs repair compound into the affected grooves.

1. Surface preparation acc. to SepcoTech standards, over the affected area.

2. Prepare wire mesh to support bellow movement in the insertion areas.

3. Apply SepcoTech Exhaust Repair Compound over damaged area.

4. Fit the Wire Mesh into the product immediately after applying the Exhaust Compound.

5. Apply a 2nd layer of the Exhaust Repair Compound on top of the wire mesh.

6. Allow curing, let the Exhaust Repair Compound cure for as long as possible.

Includes AI generated images