Exhaust systems - Cracks & leaks

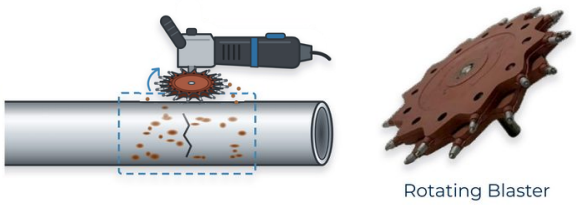



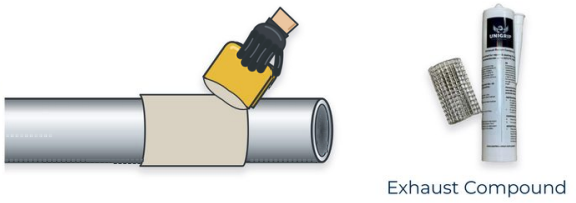







Cracks and leaks in exhaust systems can be repaired with SepcoTech Exhaust Repair Compound. Temperature resistant up to 1300°C.

1. Surface preparation acc. to SepcoTech standards, over the affected area.

2. Prepare wire mesh to support the compound over the damaged area.

3. Apply SepcoTech Exhaust Repair Compound over damaged area.

4. Fit the Wire Mesh into the product immediately after applying the Exhaust Compound.

5. Apply a 2nd layer of the Exhaust Repair Compound on top of the wire mesh.

6. Allow curing, let the Exhaust Repair Compound cure for as long as possible.

Note: SepcoTech Exhaust Repair Kit is an immediate temporary repair product.

Includes AI generated images