# Overboard Hull protection

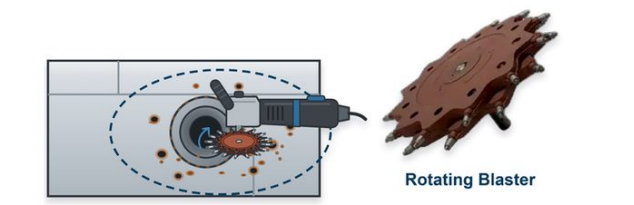





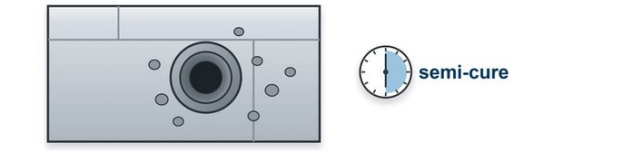


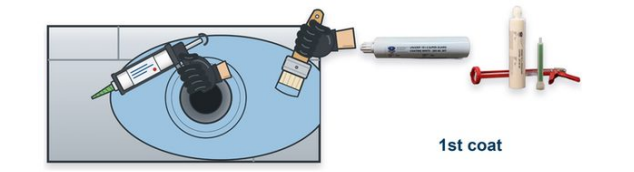


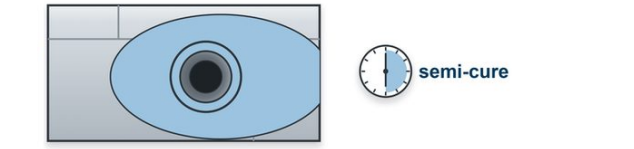


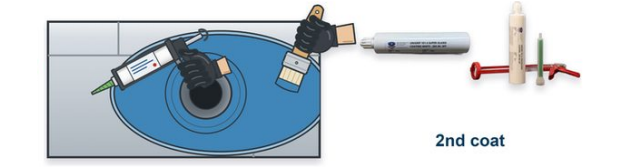


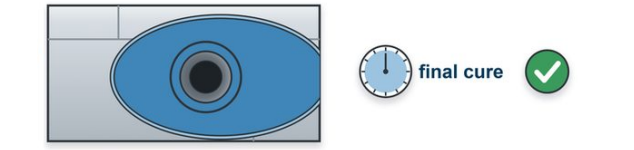


**Protection of the hull area around the scrubber outlet, exposed to aggressive scrubber wash water.**

1. Define the protection area around the outlet, according to outlet geometry and discharge direction. Surface preparation acc. to SepcoTech standards over the complete area.

2. Rebuild corroded or pitted areas using SepcoTech Super Metal Filler, where required.

3. Allow semi-curing.

4. Apply a stripe coat of SepcoTech Super Guard to the outlet-to-hull transition, welds and edges, followed by the first full coat - 200 µm DFT.

5. Allow semi-curing.

6. Apply a second stripe coat and the second full coat of SepcoTech Super Guard - 200 µm DFT (total approx. 400 µm DFT).

7. Allow final curing.

*Note: Brush application of Super Guard is recommended. Alternatively, SepcoTech Aqua Guard can be used in the same sequence - 200 µm DFT per coat, applied by brush, roller or spray.*



*Includes AI generated images*