Stern boss flange - Refurbishment

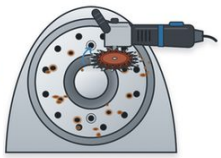



Rotating Blaster





Super Metal Filler

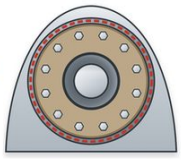

reference flange cast to fit

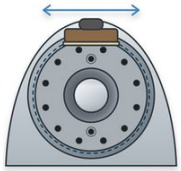

cure, then machine





1st coat

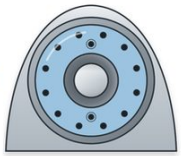

semi-cure





2nd coat



final cure

Restore corroded stern tube seal flange surfaces to their original geometry with the cast-to-fit method.

1. Remove the rope guard and seal. Surface preparation acc. to SepcoTech standards.

2. Apply Release Agent to the existing flange ring. Rebuild the flange with SepcoTech Super Metal Filler.

3. Bolt the reference flange ring on while the filler is uncured and tighten evenly.

4. Allow curing, remove the flange and machine. Restore lubricating holes and edges.

5. Apply a stripe coat of SepcoTech Super Guard, followed by the first full coat - 200 µm DFT.

6. Allow semi-curing.

7. Apply a second stripe coat and the second full coat - 200 µm DFT (400 µm in total).

8. Allow final curing. Reinstall the seal with a new gasket and check for leaks.

Note: The cast-to-fit method reproduces the flange geometry and reduces machining. Final geometry must always be verified.

Includes AI generated images